

MORE OFFICE DESIGN

SCHOOL FURNITURE



Dinner tables, also suitable for other activities, are here proposed in many shapes and different dimensions. Prime matters are also different in order to meet the specific needs of our clients.

The common denominator is the core structure,

made of legs of solid beech wood with a circular section, while the top is made of panels of wooden conglomerate, plated on both sides with plastic laminate with solid beech wood edges.

Both legs and edges are varnished with natural non-toxic paints.

TABLES | TOP FINISHINGS IN PLASTIC LAMINATE



BIG RECTANGULARE TABLE

1955NC0 cm 160x80x42h
1955NC2 cm 160x80x53h



RECTANGULAR TABLE FOR ADULTS

1954NB cm 130x65x72h



RECTANGULAR TABLE

1938NC0 cm 130x65x42h
1938NC2 cm 130x65x53h



SMALL SQUARE TABLE

1940NB0 cm 65x65x42h
1940NB2 cm 65x65x53h



MEDIUM SQUARE TABLE

1935NQ0 cm 100x100x42h
1935NQ2 cm 100x100x53h



BIG SQUARE TABLE

1934NQ0 cm 130x130x42h
1934NQ2 cm 130x130x53h





TRAPEZOIDAL TABLE

1933NJ0 cm 128x56x42h
1933NJ2 cm 128x56x53h



HEXAGONAL TABLE

1936NM0 cm 128x112x42h
1936NM2 cm 128x112x53h




SEMICIRCULAR MEDIUM TABLE

1941NK0 cm 100x50x42h
1941NK2 cm 100x50x53h



BIG ROUND TABLE

1939NL0 cm 130x42h
1939NL2 cm 130x53h



BIG ROUND TABLE WITH BOWL

1939VL0 cm 130x42h
1939VL2 cm 130x53h



MEDIUM SQUARE TABLE WITH BOWL

1935VQ0 cm 100x100x42h
1935VQ2 cm 100x100x53h



SEMICIRCULAR BIG TABLE

1937NK0 cm 130x65x42h
1937NK2 cm 130x65x53h



S-SHAPED TABLE

1943NK2 cm 200x100x53h

PLYWOOD



BABY FOOD RECTANGULAR TABLE

1945MC2 cm 130x75x53h

PLYWOOD



BABY FOOD BOOMERANG TABLE

1946MC2 cm 146x108x53h



MEDIUM ROUND TABLE

1942NL0 cm 100x42h
1942NL2 cm 100x53h

PLYWOOD



MEDIUM ROUND TABLE

1942ML0 cm 100x42h
1942ML2 cm 100x53h

PLYWOOD



BIG ROUND TABLE

1939ML0 cm 130x42h
1939ML2 cm 130x53h

Specific requirements lead us to propose solutions that meet specific needs:

for the meal of children in kindergarten we propose three different table typologies to fit the high chairs.

✓ Furnishing systems for kindergarten and pre-schools

Tables used for meals and activities, with different shapes and dimensions and legs in solid beech wood with a circular section, are here proposed with top made of plywood beech, rounded edges and varnished with non-toxic paints.

MULTI TABLES | TOP SURFACES IN PLASTIC LAMINATE



RECTANGULAR TABLE

1938MC0 cm 130x65x42h
1938MC2 cm 130x65x53h



RECTANGULAR TABLE FOR ADULTS

1954M cm 130x65x72h




SMALL SQUARE TABLE

1940MB0 cm 65x65x42h
1940MB2 cm 65x65x53h



BIG SQUARE TABLE

1934MQ0 cm 130x130x42h
1934MQ2 cm 130x130x53h



SQUARE TABLE WITH MIRROR

1935SQ0 cm 100x100x42h
1935SQ2 cm 100x100x53h



MEDIUM SQUARE TABLE

1935MQ0 cm 100x100x42h
1935MQ2 cm 100x100x53h



TRAPEZOIDAL TABLE

1933MJ0 cm 128x56x42h
1933MJ2 cm 128x56x53h



HEXAGONAL TABLE

1936MM0 cm 128x112x42h
1936MM2 cm 128x112x53h



SEMICIRCULAR MEDIUM TABLE

1941MK0 cm 100x50x42h
1941MK2 cm 100x50x53h



SEMICIRCULAR MEDIUM TABLE

1937MK0 cm 130x65x42h
1937MK2 cm 130x65x53h





SMALL STACKABLE CHAIR
 (SEE COLORS ON PAGE 13)
 5055N0 cm 32x30x21/50h
 5055N1 cm 36x32x26/55h
 5055N2 cm 36x32x31/60h



STACKABLE SMALL WOODEN BENCH WITH BACKREST
 5054 cm 91x32x31/60h




STACKABLE SMALL WOODEN BENCH WITH BACKREST
 4346 cm 32x32x15/20/31h



WOODEN TRIPLE-SEAT SMALL BENCH
 4347 cm 87x32x15/20/31h



SMALL STACKABLE WOODEN BENCH WITH NO BACKREST
 4342 cm 90x30x31h




SMALL BENCH WITH 5 SPACES SHOE-RACK
 4341 cm 104x44x41h



STACKABLE CHAIR LAMINATE METAL STRUCTURE
 5056 cm 30x27x31/61h

Chairs and seats are also proposed in different typologies in order to meet specific needs and requirements: made of plywood beech or in solid wood beech, the finishing is always in non-toxic transparent paints that make the wood shine through; chairs and benches for kindergarten and pre-schools.

STACKABLE SMALL CHAIR MOD. 5055 | FINISHINGS SEAT AND BACKREST



STACKABLE SMALL CHAIR MOD. 5056 | FINISHINGS SEAT AND BACKREST






TEACHER CHAIR WITH WHEELS
5031R cm 35x32x38/71h



CHAIR 5025
5025 cm 27x30x31/56h
10025 Caps (4 pieces)




WOODEN HIGH CHAIR WITH PADDING
6627N cm 50x50x31/61h




Chairs are here provided with a tubular metal stackable structure, with seat and backrest made of polypropylene, easy to carry and clean.

CHAIR MOD 5025 | FINISHINGS SEAT AND BACKREST



HIGH CHAIR MOD. 6627 | FINISHINGS PADDING



The cart, always a symbol of mobility, is incredibly useful in kindergarten and pre-schools.

For every specific need we provide a different cart.

Even the prime building matters

are different: simple components or with more accessories are an ideal companion for children and teachers during the day.

They are easy to carry and put away when they are no longer used.



MULTIPURPOSE TROLLEY
4205 cm 85x50x63h



COLOR PENCILS HOLDER TROLLEY
4215 cm 85x50x63h



PAPER HOLDER TROLLEY
4235 cm 105x50x85h




MAGAZINES HOLDER TROLLEY

4210 cm 85x50x63/78h



DOUBLE DRAWER TROLLEY

4225 cm 85x50x63h



PSYCHOMOTOR LEARNING TROLLEY

4231 cm 85x50x63h



COLOR PENCILS TROLLEY

4384NM cm 85x50x63h



MUSIC TROLLEY

4385NM cm 85x50x63h



WATER AND SAND TROLLEY

4386NM cm 85x50x63h



BOOKS HOLDER TROLLEY

4381NM cm 85x50x63h




PSYCHOMOTOR LEARNING TROLLEY

4382NM cm 85x50x63h



SHEETS AND COLOUR PENCILS TROLLEY

4383NM cm 85x50x63h




TROLLEY WITH 8 BINS

4387NM cm 85x50x63h



WOODEN DRAWER WITH WHEELS

4374NM cm 60x60x25h





CUBE MODULE FOR TOYS

4388NM cm 50x50x57h



Our furnitures for dressing are based on two different design strategies: wooden conglomerate panels and plywood panels. Both solutions provide finishings with fireproof laminate (class 1) and prime matters with the lowest emission of formaldehyde.


FURNITURES FOR DRESSING | CUPBOARDS AND WARDROBES | FINISHINGS



6 OPEN COMPARTMENTS LOCKER WITH 3 HATBOXES
4135 cm 104x44x105h



6 COMPARTMENTS LOCKER WITH 3 DOORS
4136 cm 104x46x105h



8 OPEN COMPARTMENTS LOCKER WITH 8 HATBOXES
4137 cm 138x44x105h



8 COMPARTMENTS LOCKER WITH DOORS AND HATBOXES
4138 cm 138x46x105h




4 OPEN COMPARTMENTS LOCKER WITH 4 HATBOXES
4148 cm 104x44x105h



4 COMPARTMENTS LOCKER WITH 2 DOORS AND 4 HATBOXES
4149 cm 104x46x105h



4 COMPARTMENTS LOCKER WITH 2 DOORS, SHOE RACK AND HATBOXES
4154 cm 104x46x105h



2 OPEN COMPARTMENTS LOCKER WITH 8 HATBOXES
4155 cm 104x44x105h



2 COMPARTMENTS LOCKER WITH DOORS

4157 cm 104x46x105h



4 OPEN COMPARTMENTS LOCKER WITH 8 HATBOXES

4158 cm 104x44x105h



4 COMPARTMENTS LOCKER WITH 2 DOORS

4159 cm 104x46x105h



DRESSING BENCH WITH 6 SEATS AND SHOE-RACK

4195 cm 104x44x130h



3 OPEN COMPARTMENTS LOCKER WITH 9 HATBOXES

4160 cm 104x44x105h




3 COMPARTMENTS LOCKER WITH 9 HATBOXES AND 3 DOORS

4162 cm 104x46x105h



LOCKER WITH OPEN COMPARTMENTS AND SHOE-RACK

4163 cm 104x44x105h



MULTILAYER

DRESSING TROLLEY FOR LOCKER ROOM

4380NM cm 104x44x94h



9 COMPARTMENTS LOCKER WITH 3 DOORS

4164 cm 104x46x105h



LOCKER WITH 10 CLOTHES HANGER

4165 cm 104x44x105h



LOCKER WITH 10 CLOTHES HANGER AND DOORS

4169 cm 104x46x105h



WARDROBE FOR ADULTS WITH 3 CLOTHES HANGER AND LOCKS

4014 cm 104x46x150h



WARDROBE FOR ADULTS WITH 2 SHUTTERS AND LOCK

4028L cm 104x46x200h



WARDROBE FOR ADULTS WITH 2 DOORS AND LOCK

4029L cm 104x46x200h



CABINET WITH 2 LOWER DOORS AND 1 OPEN COMPARTMENT
4132 cm 104x46x105h



CABINET WITH 2 OPEN COMPARTMENTS
4140 cm 104x44x105h




CABINET WITH 2 DOORS AND 2 COMPARTMENTS
4142 cm 104x46x105h



Modular, with or without doors, our furnitures satisfy every need for space and design, both in classrooms and in other common spaces.

Our furnitures for dressing are based on two different design strategies: wooden conglomerate panels and plywood panels. Both solutions provide finishings with fireproof laminate (class 1) and prime matters with the lowest emission of formaldehyde.



CABINET WITH 3 OPEN COMPARTMENTS
4145 cm 104x44x105h



CABINET WITH 2 DOORS AND 3 COMPARTMENTS
4147 cm 104x46x105h



CABINET WITH 3 OPEN COMPARTMENTS
4150 cm 104x44x105h



CABINET WITH 2 DOORS AND 3 COMPARTMENTS
4152 cm 104x46x105h





CABINET WITH 9 OPEN COMPARTMENTS

4133 cm 104x44x105h



CABINET WITH 12 OPEN COMPARTMENTS

4170 cm 104x44x105h



CABINET WITH 15 OPEN COMPARTMENTS

4174 cm 104x44x105h



CABINET WITH 18 OPEN COMPARTMENTS

4134 cm 104x44x105h



CABINET WITH 24 SMALL BINS

4175 cm 104x44x105h



CABINET WITH 3 OPEN COMPARTMENTS 4 MEDIUM BINS, 8 SMALL BINS

4178 cm 104x44x105h





**CABINET WITH
3 OPEN COMPARTMENTS**

4045 cm 104x44x95h



**CABINET WITH
3 OPEN COMPARTMENTS
AND DOORS**

4047 cm 104x46x95h



**CABINET WITH
OPEN COMPARTMENTS**

4050 cm 104x44x95h



**CABINET WITH
6 COMPARTMENTS AND
DOORS**

4052 cm 104x46x95h



**CABINET WITH
9 OPEN COMPARTMENTS**


4060 cm 104x44x95h



**CABINET WITH
9 COMPARTMENTS AND
DOORS**

4063 cm 104x46x95h





CORNER CABINET WITH 2 OPEN COMPARTMENTS
4143 cm 44x44x76h

CORNER CABINET WITH 3 OPEN COMPARTMENTS
4144 cm 44x44x105h

CORNER CABINET WITH 1 OPEN COMPARTMENT
4186 cm 44x44x41h

CABINET WITH 2 OPEN COMPARTMENTS
4305 cm 104x44x76h



CABINET WITH DOORS AND 2 COMPARTMENTS
4306 cm 104x46x76h

CABINET WITH 6 OPEN COMPARTMENTS
4310 cm 104x44x76h

CABINET WITH 6 SMALL OPEN COMPARTMENTS
4180 cm 104x44x41h

CABINET WITH A SMALL OPEN COMPARTMENT
4181 cm 104x44x41h

CABINET WITH 2 SMALL OPEN COMPARTMENTS
4182 cm 104x44x41h

CABINET WITH 3 SMALL OPEN COMPARTMENTS
4184 cm 104x44x41h



CUPBOARD WITHS OPEN COMPARTMENTS

4062L cm 104x44x200h



CUPBOARD WITH 4 DOORS AND 8 COMPARTMENTS

4068L cm 104x46x200h



CUPBOARD WITH 2 DOORS AND 5 COMPARTMENTS

4070L cm 104x46x200h



SMALL PLASTIC COLORED BIN

4166 cm 31x37x7h



BIG PLASTIC COLORED BIN

4167 cm 31x37x15h

Each container furniture can be customized according to specific functional and design requirements.

extractable containers made of colored polypropylene or multilayer polished wood, backrests in different materials (cork, slate...) or just colored and shaped to make the furniture a peculiar element and at the same time a partition one.



CUPBOARD WITH 2 LOWER DOORS AND 3 OPEN COMPARTMENTS

4074L cm 104x46x200h



COLUMN WITH 5 OPEN COMPARTMENTS

4071L cm 53x44x200h



COLUMN WITH 1 LOWER DOOR AND 3 OPEN COMPARTMENTS

4073L cm 53x46x200h



SMALL EXTRACTABLE DRAWER MADE OF PLYWOOD BEECH

4168P cm 31x40x10h



MEDIUM EXTRACTABLE DRAWER MADE OF PLYWOOD BEECH

4168M cm 31x40x18h



BIG EXTRACTABLE DRAWER MADE OF PLYWOOD BEECH


4168G cm 47x40x25h



MULTIMEDIA CLOSER WITH 2 DOORS, METAL FRAME WITH WHEELS


4120S cm 104x60x185h






PANEL BEECH COLORED H26

4270 cm 104x26h



PANEL BEECH COLORED H56

4271 cm 104x56h



PANEL BEECH COLORED H92

4272 cm 104x92h




PANEL BEECH COLORED H121

4273 cm 104x121h



PHOTO FRAME MODULE

4254NM cm 104x10h




MIRROR PANEL FOR CUPBOARD H200

4085SP cm 100x186h




CORK PANEL FOR CUPBOARD H200

4085SG cm 100x186h




PANEL LAMINATE FOR CUPBOARD H200

4085LB cm 100x186h




BACK CUPBOARDS PANEL H200

4085NF cm 100x186h




PANEL MIRROR MOVABLE H105

4171E cm 100x91h



PANEL CORK MOVABLE H105

4172E cm 100x91h



PANEL LAMINATE WHITE MOVABLE H105

4173E cm 100x91h



RATTAN ARMCHAIR

6615 cm 57x56x40/78h



RATTAN SOFA

6616 cm 112x60x40/78h



RATTAN TABLE

6617 cm 77x47x45h



ROCKING CHAIR

6619 cm 115x60x45/92h

✓□□ Furnishing Systems For Kindergarten And Pre-Schools

During the day at school, children need to have their own moments of relax, places and spaces where they can play in small groups: children can learn from these moments thanks to the logic of materials behind furnitures.



SMALL PADDED ARMCHAIR MADE OF PLYWOOD BEECH

4343E cm 37x33x57h



SMALL PADDED SOFA MADE OF PLYWOOD BEECH

4344E cm 75x33x57h



SMALL TABLE MADE OF PLYWOOD BEECH

4345E cm 40x30x25h



PLYWOOD



SMALL DAIS WITH MIRROR TOP

6542 cm 50x50x13h

PLYWOOD



MEDIUM DAIS WITH TRANSPARENT TOP

6543 cm 50x50x18h

PLYWOOD



DAIS WITH TOP MADE OF RUBBER

6541 cm 50x50x26h

PLYWOOD



SYSTEM CONSTRUCTION TOY

6540 cm 100x100x12,5/17,5/23h

PLYWOOD



DAIS WITH DRAWERS

6538 cm 104x99x20h

PLYWOOD



DAIS TOP MADE OF PLATE GLASS

6546E cm 50x50x17h



There are more sensorial levels in these products: this feature allows children to follow their own creativity. The flexibility and modularity of these furnitures turns out to be essential when it comes to group several different actions during a day at school.



SLIDING CURTAIN FOR THEATER

6514E cm 200x185h


PLYWOOD



DAIS FOR THEATER


6515 cm 104x99x15h

PLYWOOD



TYMPANUM SHAPED FOR THEATER

6513E cm 278x31h



CAMOUFLAGE PLAY

6545 cm 95x100x87h

PLYWOOD



DOUBLE-FACE BOOKCASE VELA

4378NM cm 100x50x120h

PLYWOOD



DOUBLE-FACE BOOKCASE FIOCCO

4379NM cm 100x40x75h






SIDEBORD TOY

4417NM0 cm 80x40x54h
4417NM2 cm 80x40x60h



CHANGING TABLE TOY

4418NM0 cm 80x40x54h
4418NM2 cm 80x40x60h



REFRIGERATOR TOY

4416NM cm 40x40x100h



WASHING MACHINE TOY

4420NM0 cm 80x40x54h
4420NM2 cm 80x40x60h




MARKET TOY

4427NM0 cm 80x40x54h
4427NM2 cm 80x40x60h



MAKE-UP TOY

4419NM0 cm 80x40x54h
4419NM2 cm 80x40x60h



OVEN TOY

4414NM0 cm 80x40x54h
4414NM2 cm 80x40x60h



LOW CABINET

4422NM cm 60x20x25h




LOW CABINET WITH SLIDING DOOR

4423NM cm 60x20x25h




ACCESSORIES FOR KITCHEN

4424NM



WASHBOWL TOY

4415NM0 cm 80x40x54h
4415NM2 cm 80x40x60h



ACCESSORIES FOR WASHING MACHINE

4425NM



ACCESSORIES FOR CAMOUFLAGE

4426NM



RETRO PANEL MODULE

4421NM cm 80x50h

PLYWOOD



FIRST STEPS SYSTEM
(CARPET NOT INCLUDED)

6547E cm 134x75x76h



FIRST STEPS MIRROR

9054S3 cm 150x90h

PLYWOOD



CUBE DEN TOY WITH MAT

6537 cm 100x100x105h



PLYWOOD



TRIANGULAR TOY MIRRORS

6544 cm 120x70x120h





PLYWOOD



FENCE PARTITION WITH 3 FLOWERS

4375NM cm 100x75h




PLYWOOD



DOUBLE-FACE TRESTLE FOR PAINTING

4250NM cm 70x140h


PLYWOOD



WALL PANEL FOR PAINTING WITH SHELF AND SUPPORT

4398NM cm 78x20x150h


PLYWOOD



WALL PANEL FOR ROLLS

4399NM cm 75x15x75h

PLYWOOD




FENCE PARTITION TREE WITH MARKERS

4406NM cm 100x120h



PLYWOOD



PAINTED TREE WITH MARKERS

4407NM cm 96x120h

PLYWOOD



HOUSE PARTITION

4409NM cm 130x150h

PLYWOOD



DOUBLE JOINT FOR PARTITION


4408NM cm 15x15



CHAIR FOR ADULTS
6742E cm 55x65x70h



SOFA FOR ADULTS
6743E cm 110x65x70h



POUF FOR ADULTS/ CHILDREN
6749E cm 60x60x32h

SOFT ELEMENTS | CLOTH FINISHINGS




Soft elements are crucial when designing spaces for children. Shapes and colors must work together with the surrounding space, where touch and feelings give relax and joy to children.



CHAIR NIDO
6748E cm 35x50x24/50h




SOFA NIDO
6747E cm 70x50x24/50h



CORNER POUF NIDO
6746E cm 50x50x24h



CYLINDER POUF NIDO
6745E cm 50x24h



SQUARE POUF NIDO
6763E cm 50x50x24h




CHAIR INFANZIA

6750E cm 50x60x32/60h




SOFA INFANZIA

6753E cm 100x60x32/60h



SMALL RELAX CORNER

6756E cm 140x140




BIG RELAX CORNER

6757E cm 220x140




BACKREST CORNER

6758E cm 80x80x30h




CORNER POUF INFANZIA

6751E cm 60x60x32h



CYLINDER POUF INFANZIA

6752E cm diam.60/32h




BIG SEAT RING

6772E cm diam.120/30h



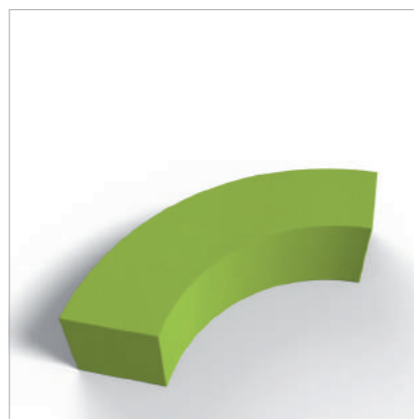
STRAIGHT BACKREST

6759E cm 60x20x30h




SMALL SEAT RING

6773E cm diam.60/30h




CURVED BENCH

6754E cm 100x35x32h



S-SHAPED BENCH

6755E cm 120x35x32h



SITTING CARPET


6760E cm 60x60x5h





SMALL TONDOLO

6719E cm 75 diameter




TONDOLO

6726E cm 100 diameter




MR DONUT

6725E cm diam.55/20h



RECTANGULAR CARPET

6728E cm 200x100x5h



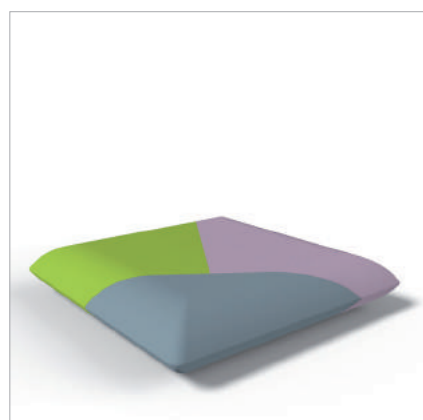
RECTANGULAR CARPET

6730E cm 200x140x5h




RECTANGULAR CARPET

6732E cm 180x60x3h




BIG PILLOW

6727E cm 120x120x25h




PILLOW

6734E cm 40x40x10h




PILLOW

6735E cm 60x60x15h




DOUBLE-COLORED MATTRESS

6724E cm 200x100x20h




BIG MATTRESS

6736E cm 150x75x25h




SMALL MATTRESS

6737E cm 75x75x25h



SQUARE CARPET

6776E cm 89x89x3h




SQUARE CARPET

6775E cm 200x200x3h



RECTANGULAR CARPET

6783E cm 120x60x3h




BIG CYLINDER PILLOW

6738E cm 150x25diam.




SMALL CYLINDER PILLOW

6739E cm 75x25diam.




RECTANGLE PILLOW


6740E cm 180x60x15h
6741E cm 120x40x15h




HALF CUBE
6761E cm 60x60x30h



DUNE
6767E cm 60x60x30h



SMALL CHUTE
6768E cm 60x60x30h




SQUARE CARPET
6764E cm 60x60x15h




Elements with multiple shapes which create new scenarios and environments.

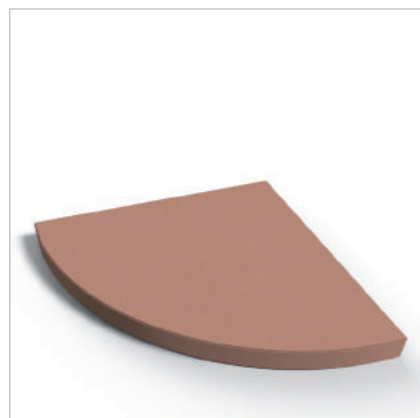
Paths to be followed, built, changed and combined together: these are common spaces, the spaces of a whole community.




HALF WAVE
6769E cm 60x60x30h




WAVE
6770E cm 60x60x30h




PIE SEGMENT CARPET
6765E cm 60x60x5h




SMALL STAIRS
6771E cm 60x60x30h




SEA WITH WAVES
6744E cm 60x60x30h




COMPOSITION 1
6701E cm 180x60x30h



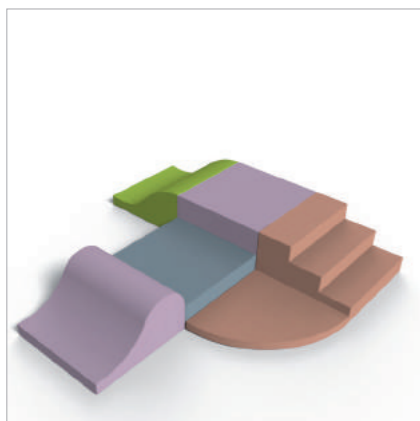
COMPOSITION 2
6702E cm 180x60x30h



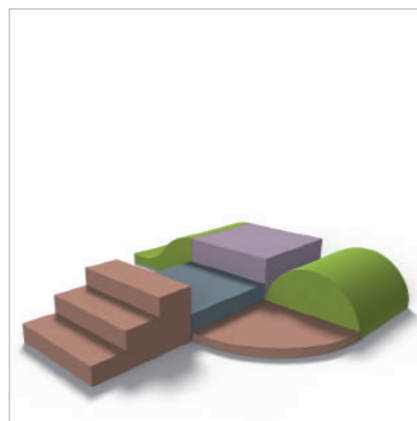
COMPOSITION 3
6703E cm 180x60x30h




COMPOSITION 4
6704E cm 180x120x30h



COMPOSITION 5
6705E cm 180x180x30h



COMPOSITION 6
6706E cm 180x180x30h



14 PIECES SET: SHAPES
6762E various measure

SMALL CYLINDER
6774E cm.30x30h.

HALF CUBE
6777E cm.35x35x18h.

CUBE
6782E cm.35x35x35h.

PARALLELEPIPED SMALL
6778E cm.60x15x15h.

PARALLELEPIPED BIG
6779E cm.120x30x30h.

HALF CYLINDER
6780E cm.18x35


SHORT CYLINDER
6781E cm.35x35x35h.

Elements with multiple shapes which create new scenarios and environments. Paths to be followed, built, changed and combined together.

Relax can become for children a new way to learn.



BIG POOL WITH 2 PILLOWS
6707E cm 180x180x50h




SMALL POOL WITH BALLS
6708E cm 120x120x35h




Nap time!

A moment of peace during the day. Here the space becomes important and functional: educators can also associate other activities (reading, relax, etc.) thus resulting in a fundamental part of the daily routine in kindergarten and pre-schools.



WAVE

6710E cm 100x50x50h




STAIR

6715E cm 100x50x50h




SOFT WALL WITH WAVE

6766E cm 100x120h



DUNE

6716E cm 100x50x35h



CUBE

6717E cm 50x50x50h



BABY BED

6620 cm 132x69x96h



MATTRESS FOR BABY BED

6620M cm 126x62x14h



SHEET FOR BABY BED

6162E -



PILLOW FOR BABY BED

6163E cm 45x33x3h



BUMPER FOR BABY BED

6731E



QUILT FOR BABY BED

6729E



STACKABLE BED WITH SHELTERS
6155M cm 128x69x26h



MATTRESS FOR STACKABLE BED
6156E cm 115x57x5h



PILLOW FOR STACKABLE BED
6157E cm 45x33x3h



STACKABLE CAMP BED
6153 cm 130x57x12h



SHEET FOR STACKABLE BED
6160E



QUILT WITH CORNERS FOR STACKABLE BED
6161E



SLIPCOVER FOR STACKABLE CAMP BED
6152 cm 130x57



PILLOW FOR STACKABLE CAMP BED
6167 cm 45x33x3h




CHANGING TABLE WITH SMALL STAIR

4264NF cm 140x72x96h

Changing babies is always a central part of the day in pre-schools.

For that reason, furnitures should be comfortable and pleasant, not just mere operating tools.

CHANGING TABLES | FINISHINGS PADDING




SMALL CABINET WITH 6 COMPARTMENTS

4265 cm 104x20x30h




CHANGING TABLE

4263 cm 104x72x96h




HYGIENE PANEL

4256 cm 104x11x56h



COLORED HYGIENE PANEL

4257ND cm 104x11x121h



HYGIENE PANEL BEECH

4257NF cm 104x11x121h



STAIR FOR CHANGING TABLE

4262 cm 42x84/113h



SIDE HOLDER FOR ROLLS FOR CHANGING TABLE

4261 cm 61x17x12h




CHANGING TABLE WITH DOORS

4260 cm 104x72x96h




10 HOOKS BAND

4394NM cm 100x15h



SHELF 10 HOOKS AND GLASSES HOLDER

4395NM cm 100x15h




HYGIENE TROLLEY

4251 cm 104x44x96h




Accessories with a special aesthetic and functional value that are not only furnitures but also a mean to enrich children's experiences.




**WALL BLACKBOARD IN
WHITE LAMINATE**

9061 cm 120x90h



WALL BLACKBOARD SLATE

9062 cm 120x90h



**WALL BLACKBOARD
MAGNETIC**

9065 cm 120x90h




CORK PANEL

9067 cm 120x90h



WALL MIRROR


9069 cm 120x90h



PLYWOOD


**EXPOSITOR WITH 3 CURVED
COMPARTMENTS**

4396NM cm 104x16x76h



**WAVE SHAPED PANEL WITH
10 HOOKS**

4258 cm 104x26h



2 CLOTHES HANGER

9004 cm 45x12h



5 CLOTHES HANGER

9006 cm 92x12h




7 CLOTHES HANGER

9008 cm 122x12h



**16 CLOTHES HANGER
DOUBLE FACE WITH
WHEELS**

9010 cm 134x68x143h




PLYWOOD

**SHELF WITH WOODEN
FLANKS**

4390NM cm 100x30x32h

PLYWOOD



SIDED BAND 5 HOOKS AND DIVIDERS

4391NM cm 100x30x32h

PLYWOOD



SHELF WITH 6 CLOTHES HANGER

4392NM cm 100x30x32h

PLYWOOD



6 CLOTHES HANGER

4393NM cm 100x15h



COLUMNAR CLOTHES HANGER

9002 cm 56x173h



BOARD WITH SLIDING GLASS DOORS

9090 cm 130x10x80h



MIRROR WITH PLASTIC FRAME

6594



LIQUID SOAP DISPENSER

6590



PAPER TOWLS DISPENSER

6591 cm 37x12x39,5h



TOILET PAPER DISPENSER

6592 cm 14x15x11,5h



PLASTIC RECYCLE BIN

9027 cm diam.30x33h



TRASHCAN WITH PEDAL

9132 cm diam.25x40h



UMBRELLA STAND 14 SLOTS

9104 cm 51x23x50h



MEDICAL BED

6020NL cm 183x58x78h



2 STEPS STAIR

9142 cm 38x51x44h




CUPBOARD FOR MEDICINES

3105 cm 52x46x150h



Trepuntozero Classrooms





Aule
3.0
Trepuntozero

Apice
digital school furniture
Mod. 1740

Ap



Aule
3.0
Trepuntozero



Apice
digital school furniture

Ap



Aule
3.0
Trepuntozero




Apice
digital school furniture





Aule
3.0
Trepuntozero



Guscio
digital school furniture

Mod. 1630

Gs





Aule
3.0
Trepuntozero



Guscio
digital school furniture







Aule
3.0
Trepuntozero

digital school furniture
Trapezio

Mod. 1707

Tr





Aule
3.0
Trepuntozero



digital school furniture
Trapezio

Tr





Aule
3.0
Trepuntozero

digital school furniture
Trapezio
Tr




Aule
3.0
Trepuntozero

Virgola
digital school furniture

Mod. 1742

Vr




Aule
3.0
Trepuntozero



Virgola
digital school furniture

Vr



Aule
3.0
Trepuntozero



Virgola
digital school furniture

Vr



Aule
3.0
Trepuntozero

Virgola
digital school furniture

Vr 



Aule
3.0
Trepuntozero



Multiplo
digital school furniture

Mt





Ap Apice Mod. 1745



Vr Virgola Mod.1746



Tr Trapezio Mod. 1747

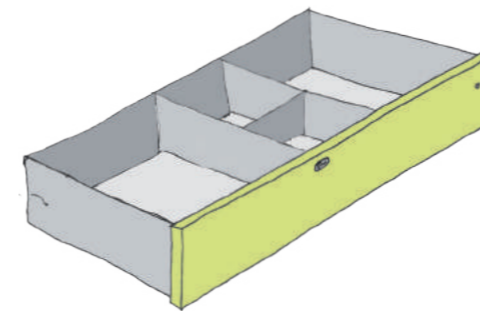



Table desk

digital school furniture

Td

Aule
3.0
Trepuntozero

Mod. 4027K



Aule
3.0


Trepuntozero

Mod. 4025K



Cupboard
digital school furniture


Cb





IT Classrooms






Detail of the top



Structure and caps



Cable track




Cable bin

IT DESKS | FINISHINGS METAL STRUCTURE



DESKS | FINISHINGS TOP



IT Desk designed for a specific kind of user. Steel tubes structure, mm. 40 x 1,5, shaped to allow the use of anthropometric spaces. Surface with double laminate, mm. 30, with solid beech edges with radial section. Equipped with cable bin. Caps rounded and fixed for a better adherence and stability.



Cabinet for tv: detail of the wheel's stop

Cabinet for TV. Structure made of melamine coated chipboard, 18 mm. attached to a metal chassis with self-blocking wheels. Embedded backrest, a fixed shelf and two lower sliding shelves on tracks. Rubber caps wholly bordered with ABS, 3 mm, with 3 joints 270°. Curved handles in pressed steel and lock with security spinning shaft provided also with upper and lower latch.



IT DESK 2061

2061 cm 80x80x72h



IT DESK 2063

2063 cm 120x80x72h



IT DESK 2065

2065 cm 140x80x72h



IT DESK 2067

2067 cm 160x80x72h



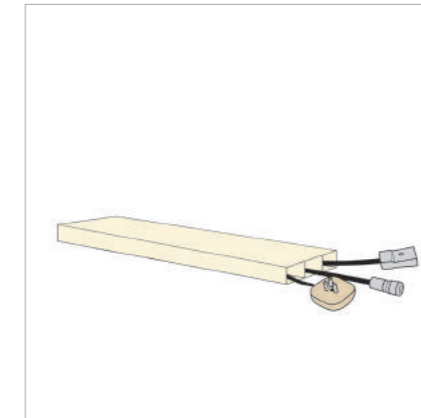
IT DESK 2069

2069 cm 180x80x72h




TEACHER DESK
2 DRAWERS 2144

2144 cm 140x70x76h



CABLE TRACK 2068

2068 cm 150
(Optional) for bench 2069




PC HOLDER 2060

2060 cm 45x25x50h




CABINET FOR TV 4120

4120 cm 104x60x185h



ADJUSTABLE CHAIR 5088

5088 cm 40x40x34/46h



TEACHER ARMCHAIR 5626

5626 cm 58x52x44/53h



Furniture for school



1956 - 2016
★ **60** ★
ANNIVERSARY



FURNISHING SYSTEMS
FOR SCHOOL

Structure made of 4 iron tubes mm 40x1,5.
Cold bending and slam welding.

Varnished with epoxy paints at 220° after de-
greasing and phosphating in tunnel.


Top made of wooden conglomerate covered by
plastic laminate mm 9/10 with opaque finishing,
mm 20. edges in solid beech applied under lami-
nate with radial section, rounded edges with 3
mm radius.

Top has been fixed with metal sheet fins. Un-
dercounter in colored polypropylene with edges,
fixed to the top surface with galvanized steel
screws.

Supports with colored plastic caps.



DESKS | FINISHINGS METAL STRUCTURE



DESKS | TOP FINISHINGS



Top detail



Mod. 1085 - Bookshelf detail



Mod. 1090 - Hook detail



Mod. 10040 - Cap ø 40 mm.



Size 3 - cm. 59 h	Size 4 - cm. 64 h	Size 5 - cm. 71 h	Size 6 - cm. 76 h	Size 7 - cm. 82 h
--------------------------	--------------------------	--------------------------	--------------------------	--------------------------





Structure made of 4 iron tubes mm 40x1,5 linked under the surface with 4 rectangular crossbars 40x20x1,5 mm.

Continuous thread welding. Varnished with epoxy paints at 220° after degreasing and phosphating in tunnel.

Top made of wooden conglomerate 20 mm.

Edges in solid beech applied under laminate slightly embossed.

Top has been fixed with metal sheet fins.

You can request a hook for the schoolbag and a vertical side iron basket.




Mod. 1132

Mod. 5027

DESKS | FINISHINGS METAL STRUCTURE




DESKS | TOP FINISHINGS



Undercounter detail



Mod. 1090 - Hook's detail




Detail of the link between the top and the core structure



Size 3 - cm. 59 h	Size 4 - cm. 64 h	Size 5 - cm. 71 h	Size 6 - cm. 76 h	Size 7 - cm. 82 h
--------------------------	--------------------------	--------------------------	--------------------------	--------------------------


DESKS | FINISHINGS METAL STRUCTURE



Structure made of steel tubes Ø 32/28x1,5 mm. joined with double crossbars 40x20x1,5 mm.

Top fixed or adjustable made of wooden conglomerate covered by plastic laminate 9/10 mm., opaque finishing 20 mm. Edges in solid beech,

DESKS | TOP FINISHINGS




applied under laminate, with radial section. Top edges are rounded, 3 mm. radius. Equipped with elements for clipping paper sheets, only in the adjustable version. Structure attached to the top via fins made of pressed sheet metal.





DESKS | FINISHINGS METAL STRUCTURE



DESKS | FINISHINGS TOP




Top detail



Mod. 1085 - Bookshelf detail



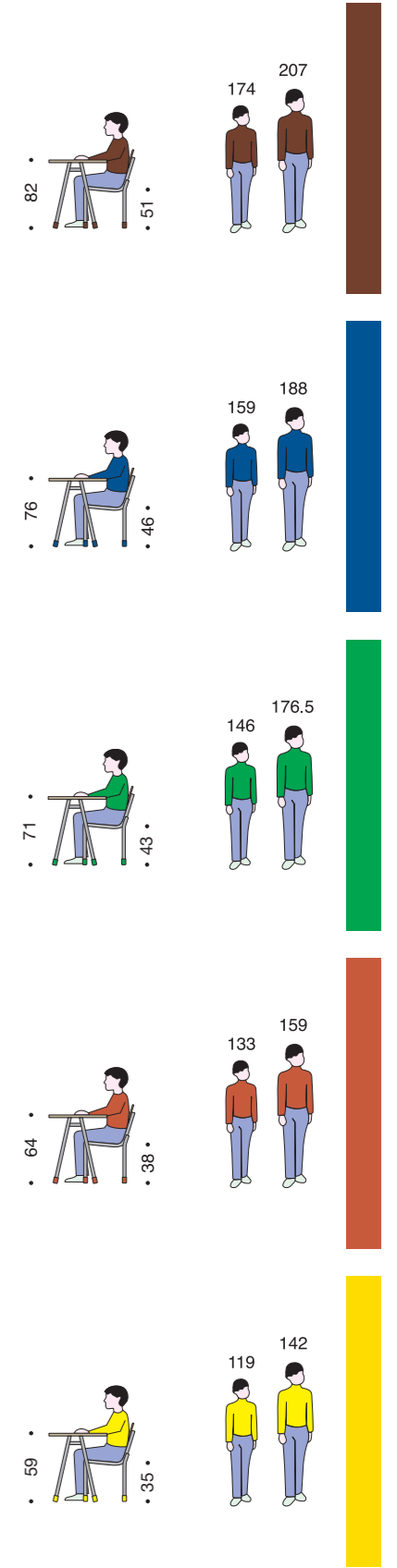
Mod. 1090 - Hook's detail



Cap's detail



UNI EN 1729-1 heights and lengths



Anthropometric Desk



ANTHROPOMETRIC DESK

Single-seater desk with adjustable elevation and inclination. Top made of plywood beech 90x65cm with glued-on plastic laminate beech colour. Tubular frame \varnothing 45 mm thickness 2 mm.

Upper joint part made of a square tube size 35x2 mm, shaped in order to avoid hindrance to the disabled user. Four adjustable feet to get better stability, two wheels recessed inside the tube, which allow the teaching staff easily moving the desk from a classroom to another.

The upper side height can be adjusted by means of a two chromed and calibrated columns sliding inside two high strength PVC bushes, driven by a removable crank, which allows a millimetre regulation of the working plane from 70 to 92 cm.

Adjustable inclination by means of an endless screw controlled by a side-mounted recessed crank, which allows an inclination from 0° to 25°.

The gradual adjustment allows meeting any ergonomic and visual requirement of the desk's user. The top is equipped with a recess, which is deeper towards the inner side, so that the disabled person can lay his forearms.

The working top is provided with a tubular border \varnothing 18, which prevents the accidental fall of objects and a penholder in the upper part and a graduated rule serving as a paper clip in the lower part.

The tool outfit includes a fold-back book-holding system, which allows holding the book opened on the top, preventing the accidental closing of pages. Epoxy powder painting with antioxidant treatment subsequent baking at 180° in the standard colours.

ANTHROPOMETRIC DESK VISUALLY IMPAIRED

The desk is adjustable in height by means of a removable crank which allows the control only by the teachers or by the students, in order to avoid alterations not authorized.

The adjustment takes place by means of an endless screw.


The lower height is of 58cm and the maximum height is of 82cm.

Top inclination from 0° to 85°. The gradual adjustment allows a better posture for desk's user. The working top is provided with a tubular serving as a paper clip. The desk is complete with metal grid in the lower part.

The metal structure is complete with two wheels which allow an easily movement of the desk.


Top dimension: 70x60cm.

Epoxy powder painting with antioxidant treatment subsequent baking at 180° in the standard colours.



TOPLINE
SCHOOL





ANTHROPOMETRIC DESK

E1101AD
cm 90x65x70/92h



ANTHROPOMETRIC DESK VISUALLY IMPAIRED

E1101ADVI
cm 70x60x58/82h




MULTISIZED STUDENT DESK TOPLINE

1101SS8NCAQ2
cm 75x55x54,2/84,2h



SINGLE TABLE DESK 1558

1558 cm 70x50x82h
1085 Bookshelf



DOUBLE TABLE DESK 1560

1560 cm 130x50x71h
1085 Bookshelf x 2



DOUBLE TABLE DESK 1560

1560 cm 130x50x76h
1085 Bookshelf x 2




ADJUSTABLE TABLE DESK 1105

1105 cm 70x50x64/71/76/82h



ADJUSTABLE TABLE DESK 1107

1107 cm 70x50x64/71/76/82h




ADJUSTABLE TABLE DESK 1106

1106 cm 130x50x64/71/76/82h



DOUBLE TABLE DESK 1560

1560 cm 130x50x82h
1085 Bookshelf x 2



SINGLE TABLE DESK 1650

1650 cm 70x50x59h



SINGLE TABLE DESK 1650

1650 cm 70x50x64h



ADJUSTABLE TABLE DESK 1108

1108 cm 130x50x64/71/76/82h




SINGLE TABLE DESK 1558

1558 cm 70x50x71h
1085 Bookshelf




SINGLE TABLE DESK 1558

1558 cm 70x50x76h
1085 Bookshelf



SINGLE TABLE DESK 1650

1650 cm 70x50x71h



SINGLE TABLE DESK 1650

1650 cm 70x50x76h



SINGLE TABLE DESK 1650

1650 cm 70x50x82h



TABLE DESK 1658F - 1659F
1658F cm 70x50x59/76h
1659F cm 130x50x59/76h



SINGLE TABLE 1103
1103 cm. 70x50x00h



DOUBLE TABLE DESK 1683
1683 cm 120x50x64h



DOUBLE TABLE DESK 1683
1683 cm 120x50x71h




DOUBLE TABLE DESK 1683
1683 cm 120x50x76h



SINGLE TABLE DESK 1682
1682 cm 70x50x59h



SINGLE TABLE DESK 1682
1682 cm 70x50x64h



SINGLE TABLE DESK 1682
1682 cm 70x50x71h



DOUBLE TABLE DESK 1683
1683 cm 120x50x82h



SINGLE TABLE DESK 1143
1143 cm 70x50x59h
1085 Bookshelf
10040 Cap (4 pieces)



SINGLE TABLE DESK 1143
1143 cm 70x50x64h
1085 Bookshelf
10040 Cap (4 pieces)



SINGLE TABLE DESK 1682
1682 cm 70x50x76h



SINGLE TABLE DESK 1682
1682 cm 70x50x82h



SINGLE TABLE DESK 1683
1683 cm 120x50x59h



SINGLE TABLE 1143
1143 cm 70x50x71h
1085 Bookshelf
10040 Cap (4 pieces)



SINGLE TABLE 1143
1143 cm 70x50x76h
1085 Bookshelf
10040 Cap (4 pieces)



SINGLE TABLE 1143
1143 cm 70x50x82h
1085 Bookshelf
10040 Cap (4 pieces)



DOUBLE TABLE 1144
1144 cm 130x50x59h
1085 Bookshelf x 2
10040 Cap (4 pieces)



DOUBLE TABLE 1144
1144 cm 130x50x64h
1085 Bookshelf x 2
10040 Cap (4 pieces)



DOUBLE TABLE 1144
1144 cm 130x50x71h
1085 Bookshelf x 2
10040 Cap (4 pieces)



DOUBLE TABLE 1144
1144 cm 130x50x76h
1085 Bookshelf x 2
10040 Cap (4 pieces)




DOUBLE TABLE 1144
1144 cm 130x50x82h
1085 Bookshelf x 2
10040 Cap (4 pieces)



SINGLE TABLE 1132
1132 cm 65x65x53h
1132 cm 65x65x59h
1132 cm 65x65x64h
1132 cm 65x65x71h
1132 cm 70x70x76h



DOUBLE TABLE 1133
1133 cm 130x65x53h
1133 cm 130x65x59h
1133 cm 130x65x64h
1133 cm 130x65x71h
1133 cm 140x70x76h



TEACHER DESK 2144
2144 cm 140x70x76h



TEACHER DESK 2102
2102 cm 160x80x76h
10040 Cap (4 pieces)



TEACHER DESK 2106
2106 cm 140x70x76h
10040 Cap (4 pieces)



CHAIR 5033
5033 cm 40x40x46



CHAIR 5022
5022 Chair's height 31/35/38/43/46/51h



ARMCHAIR 5001
5001 39x39x46h
10028 Cap (4 pieces)



ARMCHAIR 5002
5002 cm 40x40x46h



CHAIR 5027
5027 Seat's height 43h



CHAIR 5027
5027 Seat's height 46h



ARMCHAIR 5000
5000 Seat's height 46h
10028 Cap (4 pieces)



CHAIR 5030
5030 Seat's height 35h
10028 Cap (4 pieces)



CHAIR 5030
5030 Seat's height 38h
10028 Cap (4 pieces)



CHAIR 5027
5027 Seat's height 51h



CHAIR 5031
5001 39x39x35h
10028 Cap (4 pieces)



CHAIR 5031
5031 Seat's height 38h
10028 Cap (4 pieces)



CHAIR 5030
5030 Seat's height 43h
10028 Cap (4 pieces)



CHAIR 5030
5030 Seat's height 46h
10028 Cap (4 pieces)



CHAIR 5030
5030 Seat's height 51h
10028 Cap (4 pieces)



CHAIR 5031
5031 Seat's height 43h
10028 Cap (4 pieces)



CHAIR 5031
5031 Seat's height 46h
10028 Cap (4 pieces)



CHAIR 5031
5031 Seat's height 51h
10028 Cap (4 pieces)



ARMCHAIR 5003

5003 40x40x46h



ARMCHAIR 5003

5003 40x40x46h



ARMCHAIR 5003

5003 40x40x46h



CHAIR 5025

5025 Seat's height 51h
10025 Cap (4 pieces)

CHAIRS | FINISHINGS METAL STRUCTURE



ONLY FOR CHAIR MOD. 5003 AND MOD. 5025 | SEAT'S FINISHINGS AND BACKREST



ARMCHAIR 5003

5003 40x40x46h



ARMCHAIR 5003

5003 40x40x46h



CHAIR 5025

5025 Seat's height 46h
10025 Cap (4 pieces)



CHAIR 5033

5033 40x40x46h



CHAIR 5033

5033 40x40x46h



CHAIR ERGOS

E01ERGO cm 30x32x27h
E02ERGO cm 30x36x31h
E03ERGO cm 46x49x33h
E04ERGO cm 46x49x39h
E05ERGO cm 50x50x43h
E06ERGO cm 50x50x46h
E07ERGO cm 50x50x51h



CHAIR 5025

5025 Seat's height 35h
10025 Cap (4 pieces)



CHAIR 5025

5025 Seat's height 38h
10025 Cap (4 pieces)



CHAIR 5025

5025 Seat's height 43h
10025 Cap (4 pieces)



CHAIR 5033

5033 40x40x46h



CHAIR 5033

5033 40x40x46h





A CLASSROOM WITHOUT A CHAIR FOR SCHOOLBAGS

A CLASSROOM WITH A CHAIR FOR SCHOOLBAGS

Chairs for schoolbags can actually improve the overall order and safety within a classroom.

hold a student's schoolbag.

Thanks to their ergonomic shape, they can easily

Benefits are evident: more order and less incidents.



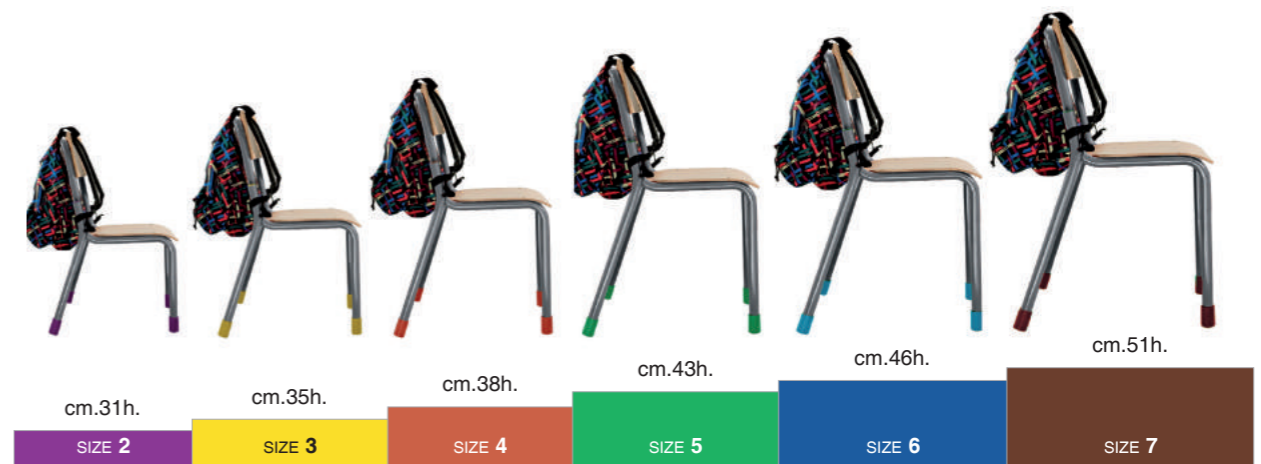
Mod. 5032 - Chair for schoolbag



Mod. 5032 - Chair for schoolbag



Mod. 5032 - Backrest's detail



HEIGHTS AND SIZES OF CHAIRS FOR SCHOOLBAGS



Chair Mod.5002



Chair Mod.5022



Armchair Mod.5005



Mod. 5027

Chair 5027

Steel tubular 28x1,8 mm, C-shaped, adjustable on desks.

Chairs and backrest in plywood, beech, 7 mm.



Heights cm. 46/43/38/35/31 h



Mod. 5022

Mod. 5005

Chair 5022

Steel tubular 25x1,5 mm, with C-shaped crossbars on the seat.

The chassis's geometry allows the seat and the backrest to be completely protected by the metal structure.



Heights cm. 46/43/38/35/31 h



Mod. 5000



Mod. 5030



Mod. 5000



Mod. 5081



Heights cm. 51/46/43/38h



Mod. 5030

Steel tubular 22 or 28 x 1,5 mm, double metal support under the seat.

Seat and back: beech plywood 7mm.



Heights cm. 46/43/38/35/31 h



Mod. 5081

Adjustable chair with beech seat and backrest. Metal structure with sliding top 28 x 1,5mm, bottom insertion 32 x 1,5 mm. Provided with rubber tips and double support.



ARMCHAIR 5003
5003 Seat's height 46h




CHAIR 5025
5025 Seat's height 35/38/43/46/51h




CHAIR 5022
5022 Seat's height 31/35/38/43/46/51h



CHAIR FOR SCHOOLBAG 5032
5032 Seat's height 31/35/38/43/46/51h



CHAIR ON WHEELS 5088
5088 Chair on wheels



ARMCHAIR ON WHEELS 5626
5626 Armchair on wheels cm 58x52x44/53h




CHAIR 5027
5027 Seat's height 31/35/38/43/46h



ARMCHAIR 5002
5002 Seat's height 46h



CHAIR 5030
5030 Seat's height 35/38/43/46/51h



STOOL 5068
5068 Stool Adjustable seat



STOOL 5070
5070 Adjustable seat with footrest



CHAIR 5053
Seat's height 43/46h




ARMCHAIR 5000
5000 Seat's height 46h




ADJUSTABLE CHAIR 5081
5081 Seat's height 38/43/46/51h



CHAIR 5031
5031 Seat's height 38/43/46/51h



CHAIR 5090
5090 On wheels with schoolbag holder




CHAIR 5090/S
5090 On wheels with schoolbag holder




Blackboards





Mod. 9053 - Slate surface

BLACKBOARDS | FINISHINGS METAL STRUCTURE




Easel blackboard double column: sides made of pairs of steel tubes 40 x 1,5 mm. linked together with metal shaped bars with a transversal end element that works as base.


The base is equipped with special tops that increase adherence. Sides are joined via 2 longitudinal tubes, 40 mm. diameter, placed at the correct height in order to avoid vibration and rolling.

The plastic handle allows the tightening of the writing surface on every angle.


Plastic bowl for chalks. Writing surfaces: slate, slate laminate and white laminate.




Mod. 9049LR
Rows on slate




Mod. 9049LQ
Squares on slate



Handle for adjusting the writing surface



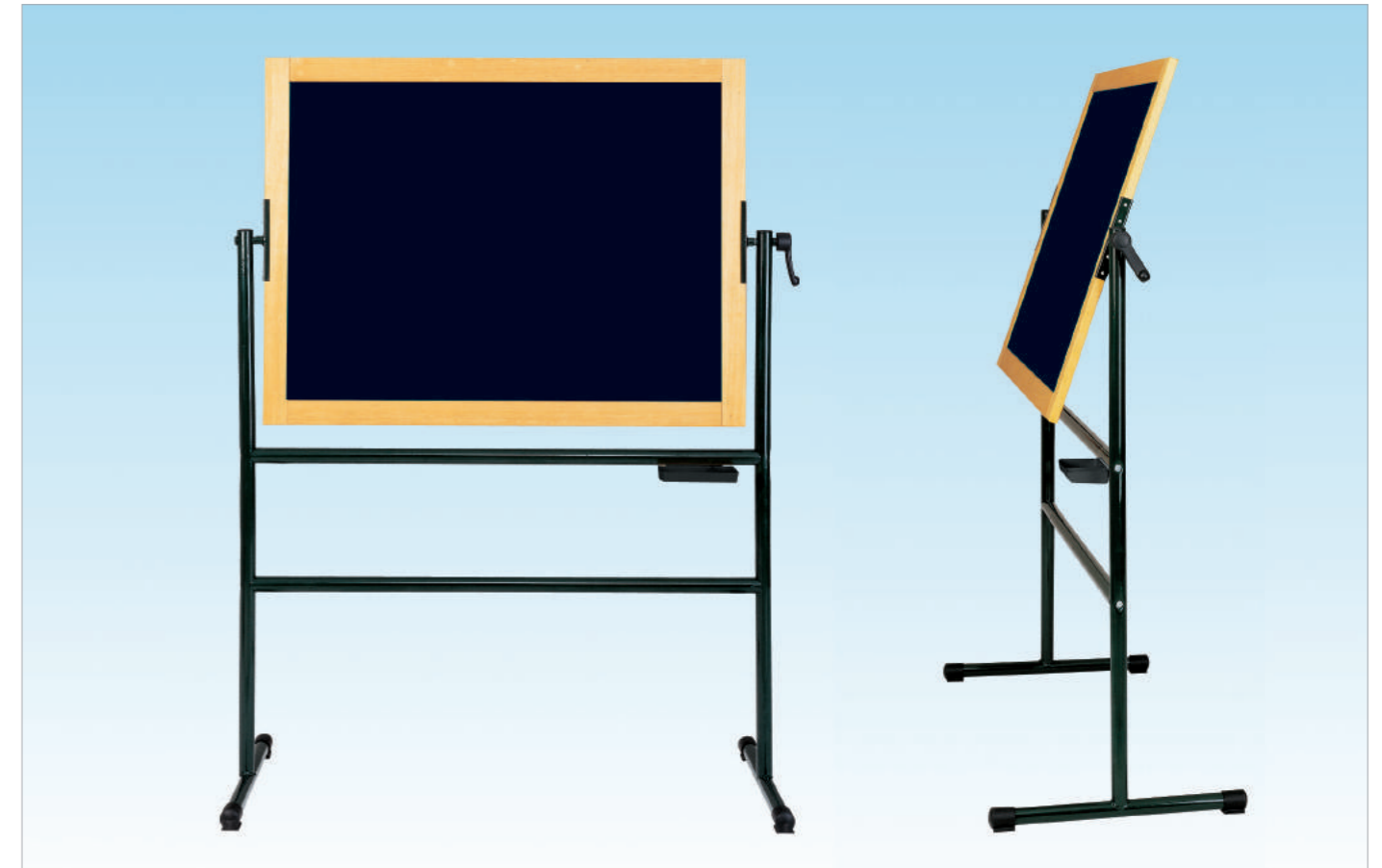
Double column blackboard: structure and top's detail



Handle for adjusting the writing surface



One column blackboard: structure and top's detail



Mod. 9052 - Slate surface

Easel blackboard single column:

sides made of steel tubes 40 x 1,5 mm. linked together with metal shaped bars with a transversal end element that works as base. The base is equipped with special tops that increase adherence.


Sides are joined via 2 longitudinal tubes, 40 mm. diameter, placed at the correct height in order to avoid vibration and rolling. The plastic handle allows the tightening of the writing surface on every angle.

Plastic bowl for chalks. Writing surfaces: slate, slate laminate and white laminate.

Wall blackboard:

various writing surface types, frames made of solid wood (available in various sizes).

Plastic bowl for chalks. Squares on a single or on both sides available on demand.



Mod. 9062 - Slate surface - cm. 120x90




**DOUBLE COLUMN
BLACKBOARD 9059**
9059 Slate laminate
cm 120x180




**DOUBLE COLUMN
BLACKBOARD 9053**
9053 Slate
cm 120x180




**DOUBLE COLUMN
BLACKBOARD 9057**
9057 White laminate
cm.120x180



WALL BLACKBOARD 9074
9074 Slate
cm 235x90



WALL BLACKBOARD 9061
9061 White laminate
cm 120x90



WALL BLACKBOARD 9073
9073 White laminate
cm 235x90



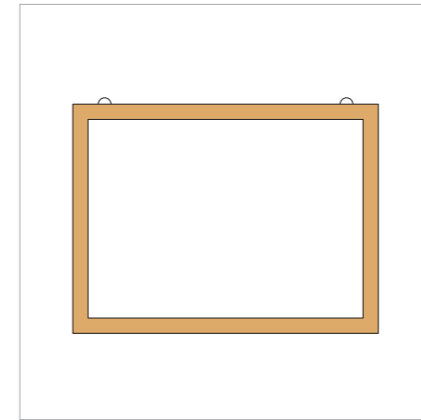
**SINGLE COLUMN
BLACKBOARD 9058**
9058 Slate laminate
cm 120x180




**SINGLE COLUMN
BLACKBOARD 9052**
9052 Slate
cm 120x180




**SINGLE COLUMN
BLACKBOARD 9056**
9056 White laminate
cm 120x180




WALL BLACKBOARD 9065
9065 Magnetic laminate
cm 120x90




SLATE PANEL 9049E3
9049E3 (replacement)
cm 120x90




SQUARE GRID 9049LQ
Only for slate blackboard: square grid cm. 110 per side




WALL BLACKBOARD 9063
9063 Slate laminate
cm 120x90



WALL BLACKBOARD 9075
9075 Slate laminate
cm 235x90



WALL BLACKBOARD 9062
9062 Slate
cm 120x90



ROWS 9049LR
Only for slate blackboard: rows cm. 110 per side




**BOWL FOR CHALKS
AND ERASER**
9049E1 Bowl for chalks
9049E2 Eraser



**SUPPORT FOR
SHEETS / POSTERS**
4259 Self-standing support
8989 Support for posters with pins

Hanger dresser





Cart hanger dresser 16 slots.

With 2 steel side tubes mm. 40 x 1,5, jointed with another base tube with two spinning wheels.

Both sides are linked together with a crossbar, mm. 40 x 1,5. On the top, a wooden conglomerate bar with 16 hangers in black plastic material.

Mod. 9010

HANGER DRESSER 9010 | METAL STRUCTURE



BLACK

HANGER DRESSER | FINISHINGS STEEL HANGERS



ALUMINIUM



RED



BLUE



GREEN



BLACK

Mod. 9004/9006/9008

Wall hanger dresser.

Built with a bar of wooden conglomerate, covered with a PVC border. High resistance hangers, black plastics, designed to avoid incidents, attached to the bar with 3 screws. Bars with 2 hooks for hanging the structure to the wall.

Mod. 8994/8996/8998

Wall hanger dresser.

Built with a bar of wooden conglomerate, covered with a PVC border. Hangers in steel, varnished with epossydic powder, attached to the bar with flat screws. Bars with 2 hooks for hanging the structure to the wall.



Mod. 8996

Mod. 8994



Mod. 9006

Mod. 9004



HANGER DRESSER 9010

9010 Cart hanger dresser 16 slots with plastic hangers cm 128x68x135h



HANGER DRESSER 9008

9008 Wall hanger dresser with plastic hangers cm 120x15h



HANGER DRESSER 9006

9006 Wall hanger dresser with plastic hangers cm 95x15h



HANGER DRESSER 9004

9004 Wall hanger dresser with plastic hangers cm 45x15h



HANGER DRESSER 8998

8998 Wall hanger dresser with metal hangers cm 120x15h




HANGER DRESSER 8996

8996 Wall hanger dresser with metal hangers cm 95x15h



HANGER DRESSER 8994

8994 Wall hanger dresser with metal hangers cm 45x15h



HANGER DRESSER 8991

8991 Wall hanger dresser with metal hangers and shelf cm 104x14x38h



HANGER DRESSER 8990


8990 Wall hanger dresser for school bags with metal hangers and Shelf cm 104x14x112h



Cabinet structures



★★★
1956 - 2016
★ **60** ★
ANNIVERSARY





Mod. 4068 - Cabinet 4 doors with central partition and 270° hinges



Mod. 4019 - Cabinet 2 glass doors with top cabinet


Our program makes functional several spaces.

Classrooms can be used as a whole space according to the student's needs.

Our program takes into account several didactic activities and the specific needs of teachers and students.



Mod. 4022 - Cabinet for schoolbags



Mod. 4012 - Cabinet with 2 doors with central partition and lock



Mod. 4013 - Cabinet with 2 doors, central partition, top cabinet and lock




All the modules are designed to be adjusted, combined and stacked together.

Special care for security: all the modules have been rounded with abs 3 mm both in structures and doors.



Detail: 3 mm abs border



Detail: curved handle and lock



Detail: holes for adjusting shelves, 33 mm spaced.



Detail: Doors joint



Mod. 4017 - Cabinet with drawers and top cabinet



Mod. 4085 LM - Back finishing in white laminate



Mod. 4085 SP - Back finishing with mirror



Mod. 4026 - Cabinet for logbooks

The flexibility of the program is designed for various uses in the teacher rooms: archiving and pleasant furnishing, the latter with various available colors.

Accessories make all elements flexible, thus solving all the problems that may arise in the common teacher rooms.




Detail: space for logbooks




Mod. 4085 SG - Back finishing in cork




CABINET STRUCTURES | FINISHINGS STRUCTURE



CABINET STRUCTURES | FINISHINGS DOORS



CABINET STRUCTURES | METAL BASES



Technical specifications: wooden structures in melamine chipboard or beech with abs rounded edges, with robust joints and curved handles

Wooden or metal shelves adjustable with 32 mm for fullheight wooden doors or with glass, 3 mm

Accessories: metal shelves; 270° joint; extractable plastic drawers; blocking locks; back panels.



Detail: 270° joint



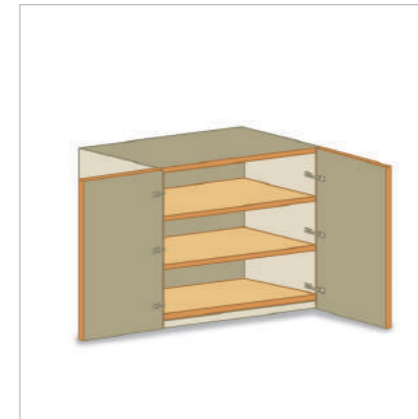
Detail: metal shelf max. 70 kg



Mod. 4028 - Dressing cabinet

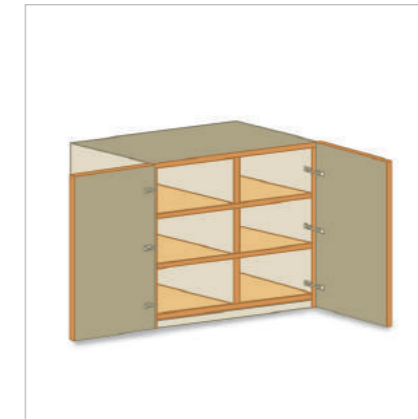


Detail: metal shelf



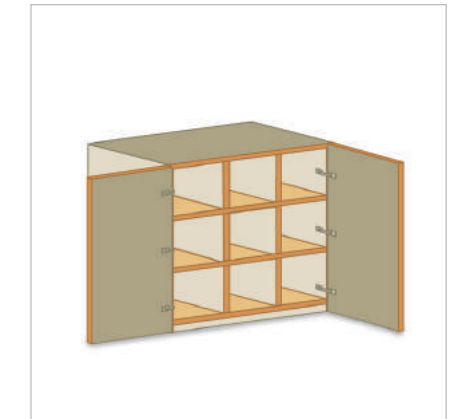
TOP CABINET 4046

4046 cm 104x44x94h




TOP CABINET 4051

4051 cm 104x46x94h



TOP CABINET 4061

4061 cm 104x46x94h



CABINET 4145

4145 cm 104x44x105h



CABINET 4150

4150 cm 104x44x105h




CABINET 4170

4170 cm 104x44x105h



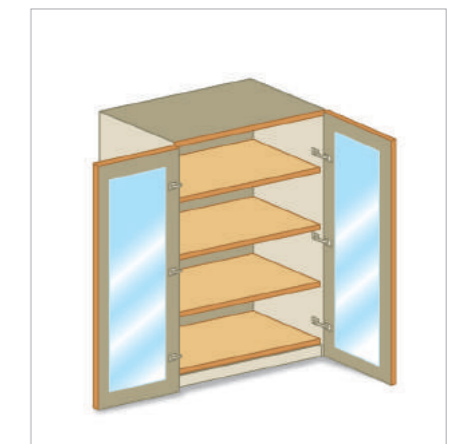
CABINET 4002

4002 cm 104x44x150h



CABINET 4010

4010 cm 104x46x150h



CABINET 4018

4018 cm 104x46x150h



CABINET 4004

4004 cm 104x44x150h



CABINET 4012

4012 cm 104x46x150h



CABINET 4020

4020 cm 104x46x150h



CABINET 4011

4011 cm 104x46x185h



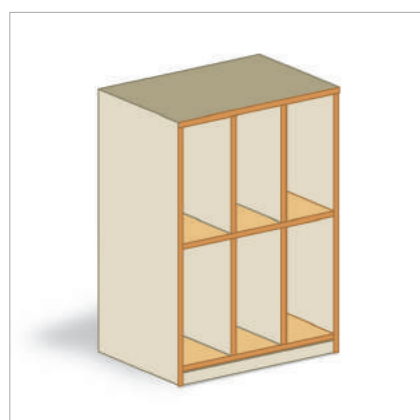
CABINET 4019

4019 cm 104x46x185h



CABINET 4005

4005 cm 104x44x185h




CABINET 4006

4006 cm 104x44x150h



CABINET 4014

4014 cm 104x46x150h



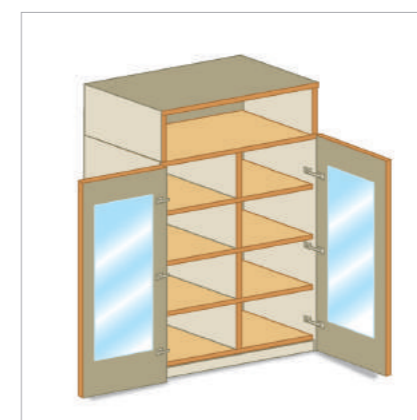
CABINET 4022

4022 cm 104x44x150h



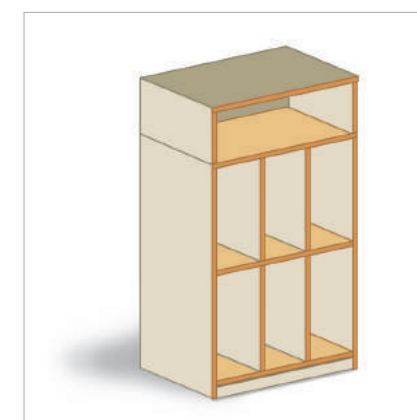
CABINET 4013

4013 cm 104x46x185h



CABINET 4021

4021 cm 104x46x185h



CABINET 4007

4007 cm 104x44x185h



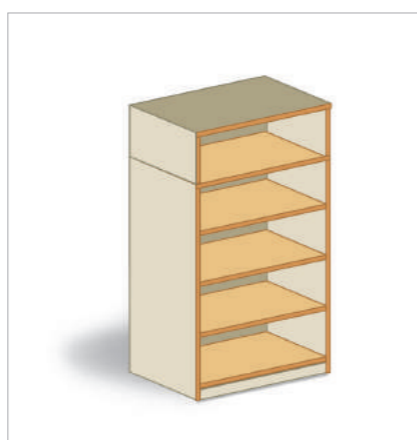
CABINET 4024

4024 cm 104x44x150h



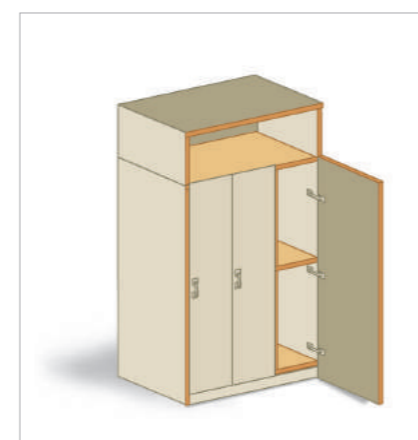
CABINET 4016

4016 cm 104x44x150h




CABINET 4003

4003 cm 104x44x185h



CABINET 4015

4015 cm 104x46x185h



CABINET 4017

4017 cm 104x44x185h



CABINET 4062

4062 cm 104x44x200h



CABINET 4070
4070 cm 104x46x200h



CABINET 4078
4078 cm 104x46x200h



CABINET 4064
4064 cm 104x44x200h



CABINET 4026
4026 cm 104x46x200h



MIRROR PANEL
4085SP cm 104x190h




CORK PANEL
4085SG cm 104x190h



CABINET 4072
4072 cm 104x46x200h




CABINET 4080
4080 cm 104x46x200h



CABINET 4028
4028 cm 104x46x200h



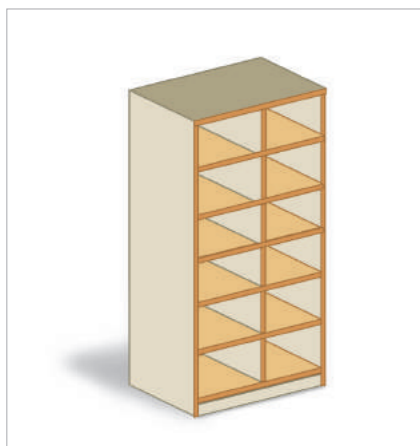
LAMINATE PANEL
4085LM cm 104x190h



CABINET 4004+4000
4004 cm 104x44x150h
4000 Metal base (1 piece)



CABINET 4012+4000
4012 cm 104x46x150h
4000 Metal base (1 piece)




CABINET 4067
4067 cm 104x44x200h



CABINET 4069
4069 cm 104x46x200h



CABINET 4068
4068 cm 104x46x200h



CABINET 4022+4000
4022 cm 104x44x150h
4000 Metal base (1 piece)



CABINET 4066+4000
4066 cm 104x46x200h
4000 Metal base (1 piece)




CABINET 4065+4000
4065 cm 104x46x200h
4000 Metal base (1 piece)




Multipurpose tables

1956 - 2016
★ **60** ★
ANNIVERSARY






TABLES | FINISHINGS METAL STRUCTURE



TABLES | FINISHINGS TOP



Serie 2091

Structure made of steel tubes 40 x 1,5 mm. Wooden conglomerate top covered on both sides with plastic laminate, 30mm. Edges in solid beech, natural paint, covered with curved laminate.

Serie 1132/1710

Structure made of steel tubes 40x1,5 mm joined together with crossbars 40x20x1,5 mm. Wooden conglomerate top covered on both sides with plastic laminate, 20 mm.

Serie 2150

Structure made of steel tubes 60x1,5 mm joined together with crossbars 60x20x1,5 mm. . Wooden conglomerate top covered on both sides with plastic laminate, 30 mm.



Mod. 2156 - Table with chair holder, 6 slots



Mod. 2155 - Table with chair holder, 4 slots



Mod. 2154



Mod. 2152



Mod. 5027

Mod. 1133



TABLE 1132

Structure diam.40mm
1132 cm 70x70x76h



TABLE 1133

Structure diam.40mm
1133 cm 140x70x76h



TABLE 1707

Structure diam.40mm
1707 cm 70x140x76h



TABLE 1710

Structure diameter 40mm
1710 cm 80x80x76h



TABLE 1716

Structure diameter 40mm
1716 cm 160x80x76h



TABLE 1718




Structure diameter 40mm
1718 cm 180x80x76h

NEW

Also available in disassembled version

DISASSEMBLED VERSION

- TABLE REMOVABLE E1132
- TABLE REMOVABLE E1133
- TABLE REMOVABLE E1707
- TABLE REMOVABLE E1710
- TABLE REMOVABLE E1716
- TABLE REMOVABLE E1718



BENCHES FOR CHANGING ROOM



TABLE 2150

Structure diameter 60mm
2150 cm 80x80x76h



TABLE 2157

Structure diameter 60mm
2157 cm 120x80x76h



TABLE 2151

Structure diameter 60mm
2151 cm 140x80x76h



TABLE 2152

Structure diameter 60mm
2152 cm 160x80x76h



TABLE 2153

Structure diameter 60mm
2153 cm 180x80x76h



TABLE 2154

Structure diameter 60mm
2154 cm 80x160x76h



TABLE 2155

Structure diameter 60mm
2155 cm 120x80x76h



TABLE 2156

Structure diameter 60mm
2156 cm 160x80x76h




RAL 9005
RAL 3001

OPTIONAL FINISHINGS

RAL 6024
RAL 5015
RAL 9006

FINISHINGS METAL STRUCTURE



**WALL HANGER
5 HOOKS / 10 HOOKS**

8900.00	cm.100x6x12h
8905.00	cm.200x6x12h
8900.01	cm.100x6x12h
8905.01	cm.200x6x12h



**WALL HANGERS 5/10 HOOKS
WITH BACK HOLDER**

8910.00	cm.100x31x27h
8915.00	cm.200x31x27h
8910.01	cm.100x31x27h
8915.01	cm.200x31x27h



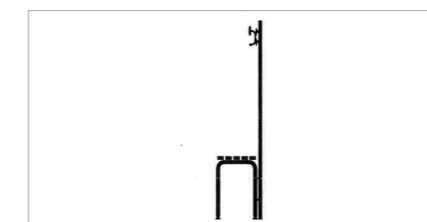
BENCH

5110.00	cm.100x33x47h
5115.00	cm.200x33x47h



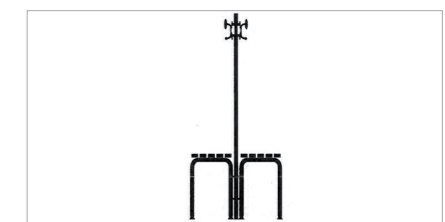
BENCHES WITH BACKREST

5120.00	cm.100x36x78h
5125.00	cm.200x36x78h



**BENCHES WITH CLOTH
HOOKS**

5130.00	cm.100x36x174h
5135.00	cm.200x36x174h
5130.01	cm.100x36x174h
5135.01	cm.200x36x174h



**DOUBLE BENCHES WITH
DOUBLE HOOKS**

5140.00	cm.100x67x174h
5145.00	cm.200x67x174h
5140.01	cm.100x67x174h
5145.01	cm.200x67x174h



**BENCHES WITH CLOTH
HOOKS BAG HOLDER**

5150.00	cm.100x36x180h
5155.00	cm.200x36x180h
5150.01	cm.100x36x180h
5155.01	cm.200x36x180h



**DOUBLE BENCHES WITH
DOUBLE CLOTH HOOKS
DOUBLE BAG HOLDER**

5160.00	cm.100x67x180h
5165.00	cm.200x67x180h
5160.01	cm.100x67x180h
5165.01	cm.200x67x180h




**FEET HOLDER MADE OF
SOLID WOOD**

59900	cm.100x33x4,5h
59910	cm.200x33x4,5h



Drawing tables





Detail: rack



Detail: Bookshelf




Detail: blocking bushing

Mod. 1330-1331
Drawing table for classrooms made of steel tubes round section 40 x 2 mm with plastic insertions on the base.


Both sides are joined with rectangular tubes 50x30x2 mm. Bookshelf in pressed laminate.

The angle is adjustable via manual rack. Top made of melamine coated chipboard 18 mm with beech ABS edges, 3 mm.

DRAWING TABLES | FINISHINGS METAL STRUCTURE



TABLES | FINISHINGS TOP



Mod. 1320-1321
Structure made of steel tubes 32x1,5 mm, sliding through plastic blocking bushings, with tubes 28x1,5 mm. the structure is manually adjustable. Top made of melamine coated chipboard mm. 18. edges in beech abs 3 mm.



DRAWING TABLE 1331

1331 cm 105x75



DRAWING TABLE 1325

1325 cm 90x60



DRAWING TABLE 1326

1326 cm 105x75




DRAWING TABLE 1320

1320 cm 90x60



DRAWING TABLE 1321

1321 cm 105x75




CHAIR ON WHEELS 5088

5088 Chair on wheels




DRAWING TABLE 1330

1330 cm 90x60



STOOL 5066

5066 STOOL Fixed seat



STOOL 5068

5068 STOOL Adjustable seat




STOOL 5070

5070 STOOL Adjustable seat with footrest



Furniture for libraries

1956 - 2016
★ **60** ★
ANNIVERSARY





Modular library cases single face.


functionality, flexibility, ease of use, no tools required, interchangeability, ease of movement via spinning wheels (with stop) to reorganize spaces according to the new needs of a modern library.

Modular library cases double face

the same logic behind the single face version also applies here: by doubling the side part, the structure can host many different parts.




LIBRARY CASES WITH FULL SIDE PART | FINISHINGS STRUCTURE



LIBRARY CASES SIDE | FINISHINGS STRUCTURE



LIBRARY CASES SIDE | FINISHINGS STRUCTURE




LIBRARY CASES SIDE | FINISHINGS LEDGE





Modular library cases with solid wood sides

Using the same design logic behind the modular library cases with full sides, here we propose a library case with a grid side in solid beech wood with a rectangular section, varnished with natural colors that make the wood stand out. dimensions and accessories are the same for both library cases types, single or double face.





SINGLE SIDED BOOKSHELF

55210BMIAN cm 90x30x120h



SINGLE SIDED BOOKSHELF

55210BMITN cm 90x30x120h



MODULAR SINGLE SIDED BOOKSHELF

55211BMCAN cm 87x30x120h



SINGLE SIDED BOOKSHELF

55214BMITN cm 90x30x170h



MODULAR SINGLE SIDED BOOKSHELF

55215BMCAN cm 87x30x170h



MODULAR SINGLE SIDED BOOKSHELF

55215BMCTN cm 87x30x170h



MODULAR SINGLE SIDED BOOKSHELF

55211BMCTN cm 87x30x120h



SINGLE SIDED BOOKSHELF

55212BMIAN cm 90x30x140h



SINGLE SIDED BOOKSHELF

55212BMITN cm 90x30x140h



SINGLE SIDED BOOKSHELF

55216BMIAN cm 90x30x200h



SINGLE SIDED BOOKSHELF

55216BMITN cm 90x30x200h



MODULAR SINGLE SIDED BOOKSHELF

55217BMCAN cm 87x30x200h



MODULAR SINGLE SIDED BOOKSHELF

55213BMCAN cm 87x30x140h



MODULAR SINGLE SIDED BOOKSHELF

55213BMCTN cm 87x30x140h



SINGLE SIDED BOOKSHELF

55214BMIAN cm 90x30x170h



MODULAR SINGLE SIDED BOOKSHELF

55217BMCTN cm 87x30x200h




DOUBLE SIDED BOOKCASE

55220BBIAN cm 90x60x120h



DOUBLE SIDED BOOKCASE

55220BBITN cm 90x60x120h



MODULAR DOUBLE SIDED BOOKCASE

55221BBCAN cm 87x60x120h



MODULAR DOUBLE SIDED BOOKCASE

55221BBCTN cm 87x60x120h



DOUBLE SIDED BOOKCASE

55222BBIAN cm 90x60x140h



MODULAR DOUBLE SIDED BOOKCASE

55225BBCTN cm 87x60x170h



DOUBLE SIDED BOOKCASE

55226BBIAN cm 90x60x200h



DOUBLE SIDED BOOKCASE

55226BBITN cm 90x60x200h



DOUBLE SIDED BOOKCASE

55222BBITN cm 90x60x140h



MODULAR DOUBLE SIDED BOOKCASE

55223BBCAN cm 87x60x140h



MODULAR DOUBLE SIDED BOOKCASE

55223BBCTN cm 87x60x140h



MODULAR DOUBLE SIDED BOOKCASE

55227BBCAN cm 87x60x200h



MODULAR DOUBLE SIDED BOOKCASE

55227BBCTN cm 87x60x200h



4 WHEELS SET WITH BASE FOR DOUBLE SIDED BOOKCASE

55231BSKAK cm 85x60x12h



DOUBLE SIDED BOOKCASE

55224BBIAN cm 90x60x170h



DOUBLE SIDED BOOKCASE

55224BBITN cm 90x60x170h



MODULAR DOUBLE SIDED BOOKCASE

55225BBCAN cm 87x60x170h




MODULE FOR MAGAZINES 3 COMPARTMENTS

55235 cm 85x45x41h



CUBE CART FOR BOOKS

55233 cm 60x60x60h



TOWER MODULE ON WHEELS

55234 cm 60x60x180h