

MORE OFFICE DESIGN



#Neverstopplaying
#Neverstoplearning



Learning spaces

Discovering, organizing and transforming our world is exciting, stimulating and a daily challenge we can make a reality in any space.

How can we create diverse learning spaces?



LEARNING SPACES

The joy of growing and expanding

The school is that friendly and safe space where understanding, creativity and feelings allow to discover both the world and oneself.



Dividing is adding.





Separating areas within the same space is easy with panels that also provide acoustic comfort. The learning environment has a deep impact on the educational results of all students. Shall we make the most of every square meter?

54 m² 30



HEXA

The HEXA table is the paradigm of versatility and storage optimization.



SAMOS

SAMOS acoustic panels divide spaces and dampen sound, making communication easier.




MIA

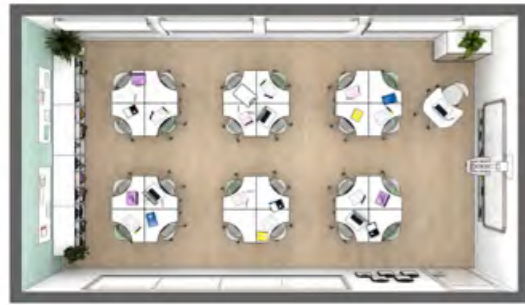
Ergonomic MIA chairs favour the natural movement of the body. With padded seat option for extra comfort.

Learning in motion.

360°
view



The learning experience needs guidance, but also freedom. Freedom of movement to create and dismantle work groups with versatile tables. Spaces bringing about learning with order and good acoustics to facilitate communication and comfort.



45 m² 24



The MINI LILY individual whiteboard and its storage system promote order and debate in the classroom.

MINI LILY




The MOON table, adjustable in height, provides teachers with the position within the group that they need at all times.

MOON



*Small changes,
big improvements.*

360°
view



Sometimes, it all comes down to having the ideal chairs and desks to improve concentration, order and comfort, and just letting space and natural light do the rest.



45 m² 24



RECTANGLE

The classical teacher's desk with drawer and modesty panel is called RECTANGLE



MIA CANTILEVER

The MIA CANTILEVER chair helps to optimize cleanliness and order in classrooms.



360°
view

*Welcome to the
superclassroom.*





In multi-purpose spaces with multiple dynamics, the Teaching-how-to-Learn paradigm shift shines. In these areas, the organization of space, time and materials is key to facilitating synergies.



 150 m²  60



MIA TABLE

MIA TABLE chairs with folding table and lower storage tray to easily form and dismantle groups.



MIA STORE

Large work tables and MIA STORE chairs with a storage tray so that dynamism in the super classroom does not mean clutter.





S.T.E.A.M.

*Science. Technology.
Engineering. [Arts]. Maths.*

Transversal and multidisciplinary learning enhances the capacity for research, exploration, problem solving and curiosity. Learn by combining various fields of knowledge in the same space.

How to create STEAM learning classrooms?

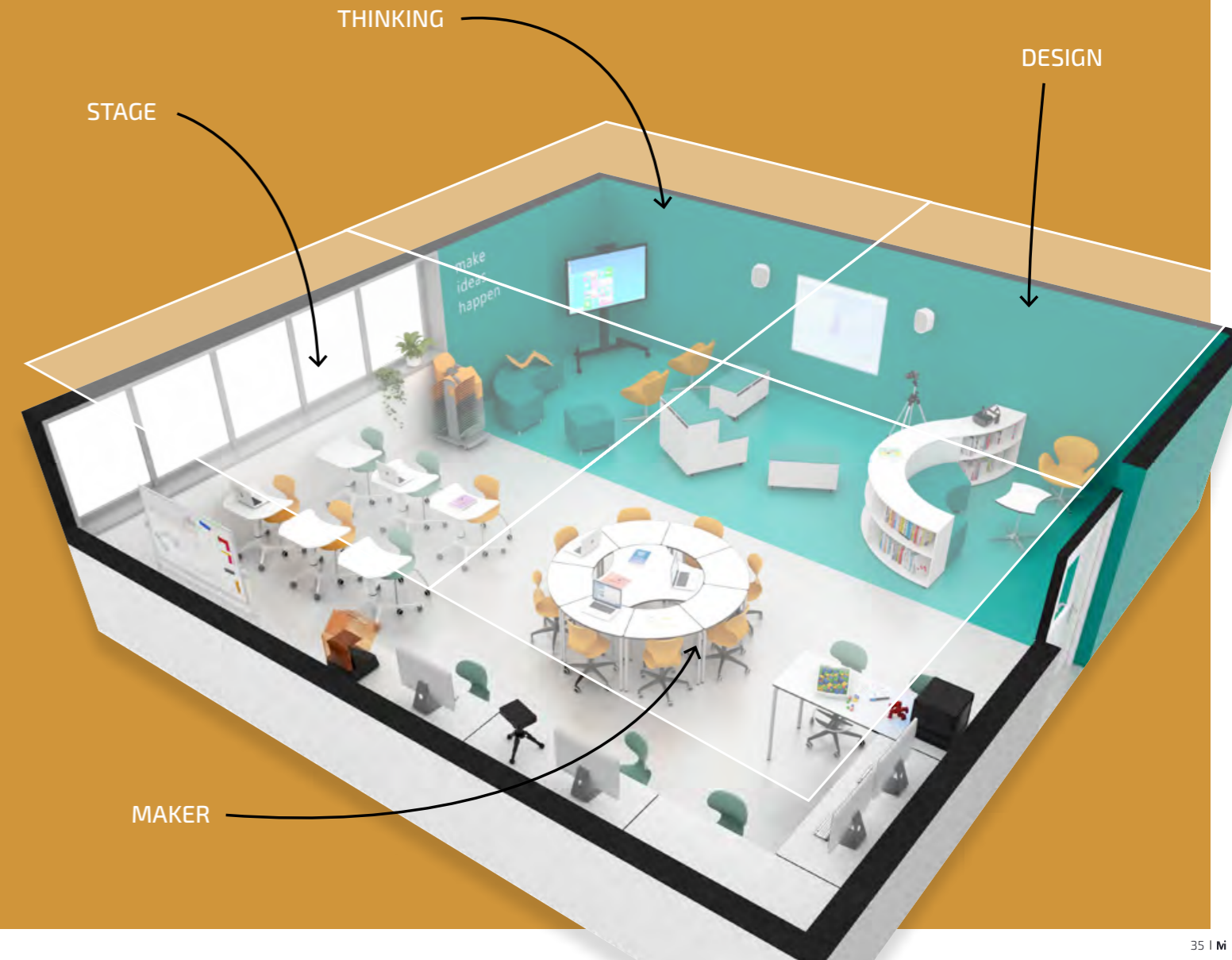


S.T.E.A.M.

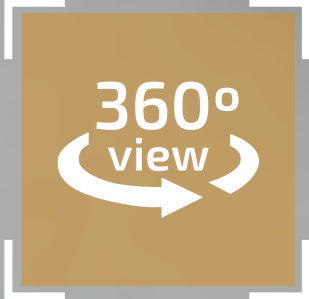
Classrooms with space for everything

The desire to learn is the engine for knowledge and an endless source of personal satisfaction. Stimulating spaces have to be created.

A classroom where the teacher can play different roles and students can perform different activities at the same time?



*Classrooms with space
for everything.*





A multidirectional space with zones to carry out different activities related to the same project not only optimizes time and space, but it also fosters concentration and cooperative work.

The goal is to create spaces that are allied with knowledge. Shall we do it?

 87 m²

 40



MOVE

MINI MOVE

MOVE and MINI MOVE grades create a forum area for expositions and debates.



OCTA

TRISIX

OCTA and TRISIX tables allow you to quickly create work groups, providing a maker zone when needed.



Tech —nology

The technological ecosystem is part of the life of 21st century students. They are protagonists and will be the creators of the technology we use on a daily basis. Programming, ICT and robotics have their own space.

How to foster technological learning?

TECHNOLOGY


Technology is the way, not the message.

By programming, students improve their ICT knowledge and they also learn to work in groups, negotiate, be assertive, manage frustration, present ideas, gain efficiency, security, analytical skills and a large number of necessary abilities in the current and future work environment.



Ideas lab.





Design contributes to making the educational experience more effective, pleasant and fulfilling in the technology classroom.

Freedom of movement is key here for an agile manipulation of the object of study and the possibility of grouping in small work teams. Whiteboards and mobile auxiliary furniture allow the sharing of ideas and materials



150 m² 45



MIA STOOL

RECTANGLE PLUS



TRISIX

High and spacious tables, ideal for teamwork and ergonomic stools. RECTANGLE table and MIA stools.

Versatile and easy to fit tables to form and dismantle work teams.



Teacher's space

The engine and heart of the school are the teaching team. Teachers need a space to rest, relax and at the same time work as a team, talk and continue promoting education today and tomorrow.

How do you imagine the staff room?


TEACHER'S SPACE

Creators of learning experiences

If the teacher is the designer of the learning experience, the educational space is the setting that inspires it.



A small oasis.





The place for reflection, assessment, content preparation and rest. The space for interaction between co-workers and meetings between tutors and students.

50 m² 22



SAMOS

SAMOS dividers separate and isolate acoustically.



YANG

YANG tables to close the circle.



Multi — purpose spaces

Spaces are constantly evolving and many of them are transformed and inhabited in multiple ways. The diversity of activities gives way to the versatility, movement and multiple uses of furniture.

How to create multifunctional spaces?

MULTIPURPOSE SPACES

Libraries shout: **Come!**

Libraries go from being a place where people just do research to become a place to go to feel more productive or to be close to friends and colleagues.

They become interdisciplinary, inclusive and inspiring learning spaces.



Wellness feeling.





Libraries are at the intersection of academic, social and emotional needs. They become a meeting place where students can grow in many aspects.

220 m² 75



Areas to sit and read as you would at home. Set of CHARLOTTE armchairs and LOUISE table.

CHARLOTTE

LOUISE



Furniture with organic shapes that allows dividing spaces and create a comfort zone with sofas.

MARIE





Canteen

Educate, socialize and rest in the canteen to nurture students and teachers.

Each age has specific needs and creating a pleasant and calm atmosphere around the table is the starting point.

How to create canteens that nurture learning?

CANTEEN

Much more than eating

Eating is a basic need. So are socializing, enjoying, savouring, learning, sharing, relaxing and nourishing oneself internally and externally.



Meeting point.





As at home, where kitchen becomes the nerve centre where life happens, we can turn the canteen into something more than just a place to eat. The wood finishes, the organic colors and the design aiming to offer comfort are the key.

108 m² 48



LUCA

The LUCA chair is stackable, easy to clean and maintain.



ADA

The ADA cabinet with its wooden doors brings warmth to the canteen and helps keep the space tidy and clean.



Early ages

Feeling safe playing, experimenting calmly, surrounded by beauty and order. Spaces where the little ones are the protagonists offer comfort and security to imagine, create and grow freely.

How to create learning spaces that promote calm?

EARLY AGES

Sensory experimentation

A classroom with different corners where symbolic play can be developed and sensory stimulation favored by manipulating different objects that are the center of interest for the little ones.



360°
view

The living classroom.





Classrooms where different educational dynamics coexist simultaneously, where the little ones move, group and ungroup to experiment, rest, play.

Aulas en las que conviven simultáneamente diferentes dinámicas educativas, donde los más pequeños se mueven, agrupan y desagrupan para experimentar, descansar, jugar.

100 m² 25



TEO

The wood in tables (TEO) and chairs (ZOE) brings warmth and comfort to the classroom.

ZOE



HEDY

The HEDY cabinet on castors allows you to comfortably and dynamically separate spaces.

MINIFLOOP

The MINIFLOOP tables are folding and allow you to quickly transform a workspace into an open space to play or rest.



*Montessori-inspired
classroom.*



360°
view




A modular classroom in which cooperative work is the core and the child the protagonist of their experience and learning. With tables that allow various configurations to expand the multiple intelligences.

40 m² 25



MIA MINILIFT

The MIA MINILIFT chair for adults adapts to the height of children's tables for greater comfort for teachers and students.



MIA MINILIFT

The YANG table allows you to quickly create round tables and also different configurations.

360°
view

*The importance
of order.*





Storage in the classroom favors both spatial and mental order. Tables and cabinets that, with their design, colour and resistance to shocks and water, favor visual and experiential harmony in the classroom.

60 m² 25



GRACE

The GRACE cabinet with trays in two sizes, guided by rails to prevent them from coming out of the cabinet.



RONY

The RONY table has adjustable legs at different heights for the comfort of all.